



2013

2014 03

0
10
2013 12 31
1.50

4 21 4 30
2014
0731-85651157
157@zoomlion.com

2014 5 9

1

2

3

4

2013	1
	2
	6
	14
	14
	37
	42
	46
	64
	70
	72

	000157	01157
	Zoomlion Heavy Industry Science And Technology Co.,Ltd	
	Zoomlion	
	361	
	410013	
	361	
	410013	
	http://www.zoomlion.com/	
	157@zoomlion.com	

	361	361
	0731-85650157	0731-85650157
	0731-85651157	0731-85651157
	157@zoomlion.com	157@zoomlion.com

	www.cninfo.com.cn
	361

	1999 08 31	307	430000400000198	430104712194405	71219440-5
	2013 05 02	361	430000400000198	430104712194405	71219440-5
	2008 12 31				
	" 2008 12 31				
	" "				

	19 B 208
	10 8

2013

1	8			16	
		ZLJ5169ZYSDE4			
3	29	ZLJ5530THBK63X -6RZ			QAY2000
		D1250-80	2013	"	
TOP50"					
4	2				
4	18		2013	800	779
4	21			---	
5	7		113		
5	12				"
			"		
7	15			JS8000	
7	5			2	

10 24

QAY2000

6000 .

12 6

"

"

12 16

12 20

m-tec

12 28

2013

2013 12 31

20

385.42

38.39

7.37

2014 3 29

	2013	2012	(%)	2011
	38,541,775,254.36	48,071,173,508.14	-19.82%	46,322,580,713.20
	3,838,972,797.15	7,330,048,993.92	-47.63%	8,065,640,596.14
	3,715,833,541.57	7,139,793,408.29	-47.96%	7,987,824,892.10
	736,769,778.08	2,960,289,862.91	-75.11%	2,093,234,777.59
/	0.5	0.95	-47.37%	1.05
/	0.5	0.95	-47.37%	1.05
%	9.21%	19.07%	9.86	25.16%
	2013	2012	(%)	2011
	89,537,157,719.77	88,974,464,566.71	0.63%	71,581,771,679.19
	41,619,087,301.05	40,802,141,704.02	2%	35,446,450,136.43

1

	3,838,972,797.15	7,330,048,993.92	41,619,087,301.05	40,802,141,704.02
			-40,000,000.00	-40,000,000.00
	5,388,353.45			
	3,844,361,150.60	7,330,048,993.92	41,579,087,301.05	40,762,141,704.02

2

1	2008
2	

	2013	2012	2011	
	-21,579,314.51	-19,224,024.44	-4,913,327.31	
	110,668,309.33	212,062,991.73	86,879,411.04	
	-8,857,820.57	-5,606,189.78	-17,415,970.53	
	3,423,993.72	-17,782,644.09	18,816,657.97	
	59,229,910.54	60,368,147.14	23,554,025.55	
	19,128,092.71	39,093,317.70	20,349,741.57	
	617,730.22	469,377.23	8,755,351.11	
	123,139,255.58	190,255,585.63	77,815,704.04	--

1 ---

1 ---

2013

" "

1

385.42

38.39

7.37

2013

2

1

(2)

3

3

2013

144

1699

"

"

"

"

—

101

JS8000



2013 7

QAY2000

6000

3000



2013 10

QAY2000

ZLJ5169ZYSDE4

113



2013 5

113

4

JOST

TUV

CE

MOM

CIFA


CIFA

Compagnia Italiana Fome Acciaio S.p.A. " CIFA "

m-tec

27.87

2013



2013 4

JO ST

480%



2013 5

5

1

2

"

"

6

1

2

0

"

"

"

"

1

	38,541,775,254.36	48,071,173,508.14	-19.82%
	27,300,089,843.06	32,545,611,933.87	-16.12%
	3,631,169,614.06	3,376,144,969.17	7.55%
	1,953,446,392.73	1,935,666,685.36	0.92%
	-136,448,074.66	322,800,700.82	-142.27%
	4,534,236,539.83	8,908,989,125.95	-49.10%
	4,521,910,789.04	8,858,140,731.05	-48.95%
	3,951,881,334.27	7,528,964,114.66	-47.51%
	736,769,778.08	2,960,289,862.91	-75.11%
	-1,385,796,457.57	-3,399,459,930.82	-59.23%
	-2,753,302,603.38	4,511,924,274.55	-161.02%

20%

2

		2013	2012	%
		51,125	58,613	-12.78%
		49,886	61,806	-19.29%
		7,662	8,901	-13.92%

30%

	1,148,408,430.99
%	2.98%

5

			%
1	A	264,485,636.82	0.69%
2	B	248,015,459.27	0.64%
3	C	231,621,046.17	0.6%
4	D	214,096,954.73	0.56%
5	E	190,189,334.00	0.49%
	--	1,148,408,430.99	2.98%

3

		2013		2012		(%)
			%		%	
		25,612,800,442.00	93.82%	30,623,671,707.55	94.09%	-0.27%
		1,021,315,959.00	3.74%	1,181,592,997.00	3.63%	0.11%
		305,115,552.00	1.12%	272,110,841.56	0.84%	0.28%
		5,492,061.00	0.02%	109,024,231.18	0.33%	-0.31%
		355,365,829.06	1.3%	359,473,732.14	1.1%	0.2%

	4,089,477,414.00
%	18.26%

5

			%
1	A	1,349,395,258.00	6.03%
2	B	988,299,564.00	4.41%
3	C	792,379,941.00	3.54%
4	D	528,424,030.00	2.36%
5	E	430,978,621.00	1.92%
	--	4,089,477,414.00	18.26%

4

142.27%

5

2013	1,821,662,995.41
2013	4.32%
2013	4.73%

6

	2013	2012	%
	38,656,636,162.49	51,211,244,727.90	-24.52%
	37,919,866,384.41	48,250,954,864.99	-21.41%
	736,769,778.08	2,960,289,862.91	-75.11%
	66,685,233.05	72,603,928.90	-8.15%
	1,452,481,690.62	3,472,063,859.72	-58.17%
	-1,385,796,457.57	-3,399,459,930.82	-59.23%
	12,183,933,903.51	22,646,584,420.22	-46.2%
	14,937,236,506.89	18,134,660,145.67	-17.63%
	-2,753,302,603.38	4,511,924,274.55	-161.02%
	-3,426,551,841.79	4,081,762,731.77	-183.95%

30%

			(%)	%	%	%
	36,673,567,976.43	26,863,983,603.16	26.75%	-20.2%	-15.94%	-3.7%
	1,460,834,737.24	5,492,061.21	99.62%	-8.7%	-94.96%	6.43%
	17,190,850,298.39	12,623,057,058.65	26.57%	-27.15%	-19.02%	-7.37%
	12,479,211,574.63	9,118,129,873.44	26.93%	-11.7%	-11.73%	0.03%
	3,282,056,409.88	2,335,382,649.59	28.84%	8.19%	7.45%	0.49%
	1,731,346,254.37	1,168,660,295.16	32.5%	11.11%	29.02%	-9.37%
	772,317,383.59	758,394,976.60	1.8%	-65.96%	-57.07%	-20.34%
	1,217,786,055.57	860,358,749.72	29.35%	-10.91%	-28.06%	16.84%
	1,460,834,737.24	5,492,061.21	99.62%	-8.7%	-94.96%	6.44%
	35,347,506,991.92	24,868,079,519.05	29.65%	-21.07%	-16.63%	-3.75%
	2,786,895,721.75	2,001,396,145.32	28.19%	0.58%	-10.65%	9.03%

1

1

	2013		2012		%	
		%		%		
	20,072,218,953.24	22.42%	23,206,160,008.02	26.08%	-3.66%	
	27,806,307,708.90	31.06%	18,900,351,967.55	21.24%	9.82%	
	8,747,198,355.13	9.77%	11,732,530,330.01	13.19%	-3.42%	
	337,566,831.96	0.38%	330,063,172.92	0.37%	0.01%	
	5,376,849,583.90	6.01%	4,569,360,331.87	5.14%	0.87%	

1

" " + " " "

" "

2

2001

2008

C IFA

"

"

3

50

300

(ISO)

300


60%

2013

1699

4

2008



	--

--	--	--	--	--	--	--	--

[2007]500								2013		
12	31	2013				12	31	25,437.96		

2

	((1)		(2)	(%)(3)				
)					(2)/(1)				
		150,221.4	150,221.4	923.56	140,447.19	93.49%	2013	12	31	23,476.48
		80,060.77	80,060.77	0	74,070.92	104.58%	2012	12	31	48,607.06
		60,680	60,680	7,047.36	55,566.01	91.57%	2014	12	31	6,089.48
		55,000	34,100	0	36,996.05	108.49%	2012	12	31	11,388.10
		20,000	20,000	1,073.43	20,147.08	100.74%	2011	12	31	17,081.25
		30,001.45	30,001.45	3,732.79	30,910.89	103.03%				0
		30,000	30,000	0	30,393.11	101.31%	2014	12	31	5,399.38
		50,000	122,111.68	0	122,757.40	100.53%				0
		51,211.68	0	0	0					0
		10,000	10,000	0	10,000	100%	2014	12	31	1,659.40

		20,000	20,000	2,550.18	14,236.76	71.18%	2014 12 31	601.47				
	--	557,175.3	557,175.3	15,327.32	535,525.41	--	--	114,302.62	--	--		
	--	557,175.3	557,175.3	15,327.32	535,525.41	--	--	114,302.62	--	--		
	1											
	2	9,233.19										
	3	"										
	4	" 3										
	5											
	6											
	7											
	8											
	1	2010										
		"	"									
		2011	2011									
	2	2011	"	"								
		"	20,900									
		2012 3 15	2012 6 29 2011									
	3	"	"									
		15,000	15,000 "									
		" 2012 3 15	2012 6 29 2011									

4

Zoomlion H.K. Holding Co., Ltd				650,000	24,187,329,656.43	5,047,847,667.50	4,962,580,447.93	437,050,136.56	376,505,323.63
				180,198,400	1,292,912,705.36	860,347,643.88	649,902,948.55	65,685,868.68	56,379,306.00
				360,000,000	963,282,382.10	695,950,239.17	691,127,491.56	61,539,789.88	55,717,919.73
				465,590,800	961,154,645.21	551,378,777.41	1,013,157,428.99	12,916,318.43	12,048,096.31
				100,000,000	464,293,466.09	640,819.87	157,690,501.13	-3,622,872.31	-3,038,504.31
				473,940,000	507,955,378.83	100,669,123.33	364,188,768.58	-2,390,985.67	-1,695,967.88

Zoomlion H.K. SPV Co., Limited

"

"

2011 9 7

1

10

1

2014

3.7%

2013

0.7

2

2014

"

"

LNG

2014

2014

385

1

	6,633,194.39	-2,097,992.49
	475,837,155.86	425,800,793.86
	488,062,958.65	36,426,595.65

2

	4,113,250.73	175,412.53
	2,908,024.84	-2,193,340.52

2012 7 13

2012

< >

2012 8 30

2012

2000

2013 12 31

639,297.011

376,103

249,694.7

3

2013

7,705,954,050

10

1.5

2012

7,705,954,050

10

2

2011

7,705,954,050

10

2.5

			%
2013	1,155,893,107.5	3,838,972,797.15	30.11%
2012	1,541,190,810	7,330,048,993.92	21.03%
2011	1,926,488,512.5	8,065,640,596.14	23.89%


2013

www.cninfo.com.cn


2013	11	4			
2013	11	5			1 2013
2013	11	6			
2013	11	11			2
2013	11	19			
2013	11	20			3 BNP
2013	12	2			4
2013	12	6			
2013	12	18			1
2013	12	20			2

2013 1 8	2013 01 09	2013-002 www.cninfo.com.cn)
2013 5 27	2013 05 29	2013-027 www.cninfo.com.cn)
2013 6 18 2012 11 12 " 2009 2011 2012	2013 06 18	www.cninfo.com.cn)
2013 6 27 " 2012 2013 6 7 3,873,597 A 2,740,671 A "	2013 06 27	2013-031 www.cninfo.com.cn)
2013 7 2009	2013 07 23	2013-034 www.cninfo.com.cn)

				0
				0



	5			
--	---	--	--	--



B1		B2	
B3	1,109,690.00	B4	792,597.00
A 1+B1	500,000.00	A 2+B2	121,938.00
A 3+B3	1,109,690.00	A 4+B4	792,597.00
A 4+B4		19.04%	
C		0	
D 70%		792,597.00	
E 50%		0	
C +D +E		792,597.00	

	290
	4
	1425
	4

52

1	2013 4 2	
5,934,880	0.07%	1,253,314,876
	16.26	

	857,927	7.80
	684,022	6.22
	557,950	5.07
	540,097	4.91
	272,668	2.48
	264,728	2.41
	259,864	2.36
	202,160	1.84
	200,000	1.82

2 2012 4 5

5

4

2017 4 5

6.875%

4 5 10 5

2012 10 5

3 2012 12 20

10

6

2022 12 20

6.125%


6 20 12 20

2013 6 20

		(%)						(%)	
	1,864,143	0.02%	0	0	0		12,571,903	14,436,046	0.19%
1	0	0%	0	0	0	0	0	0	0%
2	0	0%	0	0	0	0	0	0	0%
3	0	0%	0	0	0	0	0	0	0%
	0	0%	0	0	0	0	0	0	0%
	0	0%	0	0	0	0	0	0	0%
4	0	0%	0	0	0	0	0	0	0%
	0	0%	0	0	0	0	0	0	0%

		386,517,443		386,517,443
	(GOOD EXCEL GROUP LIMITED)	363,936,856		363,936,856
		168,635,602		168,635,602
		163,364,942		163,364,942
		159,428,548		159,428,548
		138,814,554		138,814,554
		56,180,563		56,180,563
		51,955,855		51,955,855
10	10			
10				

	CEO			58	2010 07 22		263,120	4,888,916	0	5,152,036



				50	2010 07 22		0	495,300	0	495,300
				43	2010 07 22		0	706,900	0	706,900
				50	2010 07 22		0	594,400	0	594,400
				41	2010 07 22		71,500	423,700	0	495,200
Ajilore Akinola Odunayo				52	2012 04 26	2013 08 29	0	0	0	0
				47	2010 07 22		0	709,500	0	709,500
				42	2010 07 22		0	450,000	0	450,000
	--	--	--	--	--	--	2,444,422	16,803,651	0	19,248,073

5

1

1955

1999

2001

1994 1

1995

1997 9

" "

1992 2 1996 7

1996 7 2008 12

2002

2003

2007

2011

2013

2008 9

1984 2005 2008

EMBA

1968 2006 7

1990 2000

1999 2000 Goldpark China Limited

G K C . H

2000 2004 2003 2004

600683 2009 2 2010

9 861

1990 2003 4

1943 2006 7

1996 1998 1998 2000

2000 2004 2007 12

1965 1986 1989

1952 2007 11

1995 1998 1

2002 1 2002 1 2012 4

363 2007 7 2013

3 600837

2010 7 2012 4

563 2005 2

3339 1983

2001 7

1946 2009 5

2009 4 1988

1982 12 1988 5

1988 5 1991 5

1991 5 1994 3 1994 3 2003 3

2003 5 2007 1

2007 1 2008 2

1988 1 1997

1948 2009 5

1995 10 1982 1995

1992 2008 3

2009 6

2883 601808 2004 11

2010 11

600843 2009 5

600383 2000

1982

2

1972

1996

2004 9

1995 1997

2002 3 2004 9

1995

2001 9 2002 2

2010 9

1961

1996 1 2008 12

2000 5 2003 1

2006 7

1989

1994

1957

1992 12

1992 2002

2002 10 2004 9

2004 2008

2006 7 2010 7

1989 1992

1992 11

1997 3

1982 7

2000 1

3

1959

1997 12

2001 7 1998 11

2008 12 1999 8 2000 7

1999 8 2001 3 1999 8 2006 7

2006 8 2007 8

2004 4 2007 12

1996 12 1997 10

1998 12 1999 12

1991

2005

1956

2006 5

1988 4 1995 5

1995 6 2001 8 2001 9 2003 9

2003 9 2004 9

2004 9 2006 7 2006 8

2007 8

2003

2005 2007

2004

1957

2000 7 2001 4 2002 10

2006 6

2000 2 2001 4

2001 4 2004 9

2006 8

2008 9

1998

1996
 1996 10 1998
 12 1999 1 2002 3
 1999 8 2004 8 2004
 12 2006 7 2006 8 2008 8
 2008 9 2010 7 2002 4 2008 12
 2011 1989 1990 1993 1994 1996 2002 2003
 1993
 1997 1982
 2007 6
 1964
 1999 12
 2004 12
 1985 1998
 1999 8 2001 3 2001 4
 2002 7 2002 8 2006 7 2004
 9 2006 7 1999
 1999 2002
 2007
 2009 2013
 " DCCCM " 1985

[]

2007 6

(BiMBA)

1972

2006

1998 9 2004 8

2004 9 2006 7

2006

3 2008 12

2005 12

"

"

2007 6

"

"

2004 6

2008 12

1962

1992 6 1995 2

1995 2 1996 1

1996 1 2000 7

2000

8 2002 1

2002 1 2004 8

2004 9 2006 2

1985

2004 3

2007 6

1962
 2005 9
 1990 7 1995 7
 1998 7 2000 5 2000 6 2001 9
 2001 10 2004 12
 2005 1 2006 7
 2001 10 2001 10
 2002 6 2004
 2008 2010
 2009 2010
 2011 12 2011
 1983
 1998
 1963 2000
 11 1989 4 1992 6
 1992 9 1995 1
 1995 1 1998 5
 1998 6 1999 2 1999
 3 2003 10 1999 8 2004 8
 2003 11 2006 2 2004

12 2006 7 2006 8 2008 8
 1993 1 2003 1 2004 9
 2008 12 2000
 2 2004 4
 1986
 2009 9
 1963 1999
 1992 1994 1994 9 2003 9
 2003 10 2010 1
 600690
 2000 7 2004 6
 2000 5 2007 5 2007 5 2009 10 2009
 11 2012 11
 600229 2001 5
 2010 6
 1970
 1994
 2 2000 4 2000 4

2005 9 Product Marketing Manager

2005 10 2006 3

2006 5 2008 5

(General Motors (China) Investment Co., Ltd.) Strategic Marketing

Manager 2008 6 2010 7

2009 " 313 " 1998 7

(Heriot- Watt University)

1963

1996 2000 2006

2006 2008 12

2010 1 2010 5 2010 7

1989 1996 1999 1997

2003 1984

1972

1996 5 2002 7

2002 9 2010 5

2007 11

2010 7 1994 6

1966 2000 12 2007

10 AVIC Information Technology Co., Ltd. 2004 10

2006 9

2008 10

2010 7

1994

1997

1994 1997

1988 7

1999 6

1971

2003 7 2008 8

2008 9 2010 7

1993 7

1998

12

			2006 12 01		
			2011 04 01		

			2009 05 01		

			2009 06 01		
			2009 05 01		

2013

2013

	CEO		58		270.00	0.00	270.00
			50		160.00	0.00	160.00
			45		0.00	0.00	0.00
			70		0.00	0.00	0.00
			61		12.00	0.00	12.00
			65		12.00	0.00	12.00
			67		12.00	0.00	12.00
			41		0.00	0.00	

			54		180.00	0.00	180.00
			57		160.00	0.00	160.00
			50		150.00	0.00	150.00
			55		150.00	0.00	150.00
			56		150.00	0.00	150.00
			58		150.00	0.00	150.00
			56		130.00	0.00	130.00
			49		180.00	0.00	180.00
			41		160.00	0.00	160.00
			51		160.00	0.00	160.00
			51		160.00	0.00	160.00
			50		150.00	0.00	150.00
			50		150.00	0.00	150.00
			43		150.00	0.00	150.00
			50		160.00	0.00	160.00
			41		130.00	0.00	130.00
Ajilore Akinola Odunayo			52		125.00	0.00	125.00
			47		120.00	0.00	120.00
			42		105.00	0.00	105.00
					3,526	0.00	3,526

Ajilore Akinola Odunayo			2013 8 29	

		27,028	
		1,749	6.47%
		8,831	32.67%
		6,844	25.32%
		9,604	35.53%
		11,494	42.53%
		3,218	11.91%
		7,383	27.32%

1

2012	2013 06 18	2012		2013 06 19	2012 2013 030

2013 6 18

2013-029

1

2

2013

1

2012

2

3

1

2

2013

3

1

2

3.21

2013

2012

2013

2013 12

31

1

2

2013

2013 12 31

2013

	2014 03 29
	2013

2013 12 31	
	2014 03 29
	2013

2012

	2014 03 28
	[2014]4818

[2014]4818

2013

" "

2013 12 31

2

1

2013 12 31

2013

1

	20,072,218,953.24	23,206,160,008.02
	4,458,007.60	1,034,013.88
	855,361,874.63	1,720,813,071.77
	27,806,307,708.90	18,900,351,967.55
	524,633,111.56	838,311,884.16
	6,063,234.13	
	573,274,202.89	1,124,313,879.05
	8,747,198,355.13	11,732,530,330.01
	10,229,389,506.98	9,194,519,132.91
	711,053,558.24	311,539,732.87
	69,529,958,513.30	67,029,574,020.22
	3,759,160.44	4,692,914.72
	7,408,098,232.16	10,467,973,027.73
	337,566,831.96	330,063,172.92

	5,376,849,583.90	4,569,360,331.87
	1,469,876,130.01	1,542,486,064.74
	2,930,977,945.18	2,731,115,687.73
	1,835,733,016.54	1,842,939,475.46
	644,338,306.28	456,259,871.32
	20,007,199,206.47	21,944,890,546.49
	89,537,157,719.77	88,974,464,566.71
	5,208,330,375.22	4,204,643,995.29
	831,935,512.60	452,562,664.26
	7,027,481,378.81	5,763,004,518.18
	8,651,627,429.20	7,747,100,179.47
	783,391,930.64	997,804,658.33
	544,290,202.58	587,501,207.32
	1,356,014,848.44	2,686,376,683.02
	101,762,668.75	103,254,260.40
	5,440,329.44	20,225,586.87
	6,040,347,754.34	7,100,880,020.38

	2,472,625,932.06	5,102,627,996.16
	33,023,248,362.08	34,765,981,769.68
	5,640,899,641.58	3,869,551,844.35
	7,108,681,780.14	6,185,274,530.83
	958,894,738.56	1,623,320,380.71
		619,238,641.91
	468,138,205.04	439,578,438.28
	285,724,671.13	282,558,644.07
	14,462,339,036.45	13,019,522,480.15
	47,485,587,398.53	47,785,504,249.83
	7,705,954,050.00	7,705,954,050.00
	13,169,540,440.59	14,604,985,068.66
	5,388,353.45	
	2,901,626,546.30	2,613,078,832.42
	17,947,323,289.73	15,938,089,016.46
	-110,745,379.02	-59,965,263.52
	41,619,087,301.05	40,802,141,704.02
	432,483,020.19	386,818,612.86
	42,051,570,321.24	41,188,960,316.88
	89,537,157,719.77	88,974,464,566.71

	13,706,194,633.86	8,952,388,993.77
	4,458,007.60	1,034,013.88
	587,542,675.20	1,240,963,139.96
	29,394,551,930.11	22,521,901,602.06
	1,302,127,923.86	701,368,888.02
	16,732,634.13	
	5,075,671,130.87	9,791,566,181.83
	6,271,087,123.76	8,914,959,224.73
	396,634,579.03	294,808,669.27
	56,755,000,638.42	52,418,990,713.52
	3,759,160.44	4,692,914.72
	12,089,814,207.25	11,590,677,978.73
	3,682,208,048.92	3,316,527,591.04
	1,048,737,257.60	1,191,702,721.17
	1,244,005,304.01	1,078,207,256.57
	237,200,529.99	153,452,058.01
	18,305,724,508.21	17,335,260,520.24
	75,060,725,146.63	69,754,251,233.76

	2,116,924,611.59	2,657,157,913.59
	831,935,512.60	
	6,818,428,234.13	5,640,481,583.34
	10,955,202,907.22	8,692,792,598.76
	914,707,604.40	776,704,105.48

	40,583,418,707.12	39,239,019,863.89
	75,060,725,146.63	

" -"		
" "	4,534,236,539.83	8,908,989,125.95
	245,535,385.48	335,004,853.44
	257,861,136.27	385,853,248.34
	30,221,746.71	30,165,661.93
" "	4,521,910,789.04	8,858,140,731.05
	570,029,454.77	1,329,176,616.39
" "	3,951,881,334.27	7,528,964,114.66
	3,838,972,797.15	7,330,048,993.92
	112,908,537.12	198,915,120.74
	--	--
	0.5	0.95
	0.5	0.95
	-51,573,806.65	21,069,100.60
	3,900,307,527.62	7,550,033,215.26
	3,787,398,990.50	7,351,695,860.85
	112,908,537.12	198,337,354.41

4

	36,966,908,596.10	46,567,925,394.18
	28,881,432,369.71	34,274,905,369.16
	209,550,218.76	191,472,729.96
	3,479,817,432.29	3,058,167,144.98
	1,520,579,837.29	1,608,062,750.08
	-870,668,469.69	-640,508,682.04

	512,710,967.89	405,308,231.87
" "	3,423,993.72	-17,782,644.09
" "	100,827,156.46	107,865,073.07
	-2,377,720.86	23,405,262.21
" "	3,337,737,390.03	7,760,600,279.15
	167,592,536.51	119,255,892.70
	235,593,622.12	352,700,339.17
	22,148,925.10	14,698,077.24
" "	3,269,736,304.42	7,527,155,832.68
	384,259,165.64	1,023,953,062.14
" "	2,885,477,138.78	6,503,202,770.54
	--	--
	-793,691.15	389,564.15
	2,884,683,447.63	6,503,592,334.69

5

	37,349,422,942.70	47,894,047,035.82

	210,387,792.61	105,862,082.05
	1,096,825,427.18	3,211,335,610.03
	38,656,636,162.49	51,211,244,727.90
	26,372,174,059.77	36,532,490,368.70
	3,424,153,179.87	3,664,179,487.03
	4,255,549,165.15	4,845,541,341.22
	3,867,989,979.62	3,208,743,668.04
	37,919,866,384.41	48,250,954,864.99
	736,769,778.08	2,960,289,862.91
	13,417,016.48	6,523,600.00
	51,150,899.59	66,080,328.90

	292,610,787.01	1,379,882,844.95
	1,452,481,690.62	3,472,063,859.72
	-1,385,796,457.57	-3,399,459,930.82
	1,615,194.00	56,163,403.11
	1,615,194.00	56,163,403.11
	12,182,318,709.51	16,355,812,809.11
		6,234,608,208.00
	12,183,933,903.51	22,646,584,420.22
	10,923,647,639.38	15,367,900,977.29
	2,538,429,438.48	2,662,690,295.12
	41,439,756.73	18,826,122.87

	41,289,993,968.25	52,723,386,959.77
	25,899,633,167.49	37,352,558,784.79
	2,498,434,413.65	2,806,683,921.22
	3,532,905,139.87	3,547,962,828.87
	2,641,617,671.74	2,897,275,916.58
	34,572,590,392.75	46,604,481,451.46
	6,717,403,575.50	6,118,905,508.31
	4,154,674.45	
	102,305,005.11	90,859,810.86
	34,758,975.30	49,459,467.27
	141,218,654.86	140,319,278.13
	1,313,974,412.06	1,430,648,517.53
	207,493,923.85	2,907,977,237.51
	11,271,202.12	206,000,757.83
	1,532,739,538.03	4,544,626,512.87
	-1,391,520,883.17	-4,404,307,234.74
	8,661,774,340.84	11,683,751,538.87
	8,661,774,340.84	11,683,751,538.87
	7,000,873,704.58	11,954,597,974.96
	2,237,746,389.41	2,459,334,592.02

	9,238,620,093.99	14,413,932,566.98
	-576,845,753.15	-2,730,181,028.11
	-6,502,501.21	9,903.04
	4,742,534,437.97	-1,015,572,851.50
	7,079,610,941.98	8,095,183,793.48
	11,822,145,379.95	7,079,610,941.98

7

	7,705,954,050.00	14,604,000.66			2,613,078,832.42		15,938,089,016.46	-59,965	386,818,612.86	41,188,960,316.88
	7,705,954,050.00	14,604,000.66			2,613,078,832.42		15,938,089,016.46	-59,965,263.52	386,818,612.86	41,188,960,316.88
					288,54					
					7,713.8					

							15		
		-1,434, 771,94 2.52						-40,189,7 05.69	-1,474,96 1,648.21
1								3,203,09 4.00	3,203,094 .00
2									
3		-1,434, 771,94 2.52						-43,392,7 99.69	-1,478,16 4,742.21
					288,54 7,713.8 8		-1,829, 738,52 3.88	-27,054,4 24.10	-1,568,24 5,234.10
1					288,54 7,713.8 8		-288,54 7,713.8 8		
2									
3							-1,541, 190,81 0.00	-27,054,4 24.10	-1,568,24 5,234.10
4									
1									
2									
3									
4									
				5,388,3 53.45					5,388,353 .45
1				58,910, 642.08					58,910,64 2.08
2				-53,522 ,288.63					-53,522,2 88.63
		121,00 5.60							121,005.6 0
	7,705,9 54,050.	13,169, 540,44		5,388,3	2,901,6 26,546.		17,947, 323,28	-110,74 5,379.0	432,483, 42,051,57

	00	0.59		53.45	30		9.73	2	020.19	0,321.24
--	----	------	--	-------	----	--	------	---	--------	----------

	7,705,954,050.00	14,674,111,285.27			1,962,758,555.37		11,184,848,812.09	-81,222,566.30	188,309,784.32	35,634,759,920.75
	7,705,954,050.00	14,674,111,285.27			1,962,758,555.37		11,184,848,812.09	-81,222,566.30	188,309,784.32	35,634,759,920.75
" "		-69,126,216.61			650,320,277.05		4,753,240,204.37	21,257,302.78	198,508,828.54	5,554,200,396.13
							7,330,048,993.92		198,915,120.74	7,528,964,114.66
		389,564.15						21,257,302.78	-577,766.33	21,069,100.60
		389,564.15					7,330,048,993.92	21,257,302.78	198,337,354.41	7,550,033,215.26
									48,163,403.11	48,163,403.11
1									48,163,403.11	48,163,403.11
2										
3										
					650,32		-2,576,		-39,051,7	-1,965,54

					0,277.0 5		808,78 9.55		09.74	0,222.24
1					650,32 0,277.0 5		-650,32 0,277.0 5			
2										
3							-1,926, 488,51 2.50		-39,051,7 09.74	-1,965,54 0,222.24
4										
1										
2										
3										
4										
1										
2										
		-69,515 ,780.76							-8,940,21 9.24	-78,456,0 00.00
	7,705,9 54,050. 00	14,604, 985,06 8.66			2,613,0 78,832. 42		15,938, 089,01 6.46	-59,965 ,263.52	386,818, 612.86	41,188,96 0,316.88

8

	7,705,954 ,050.00	14,647,38 0,075.57			2,612,079 ,586.90		14,273,60 6,151.42		39,239,01 9,863.89

1

		121,005.6 0						121,005.6 0
	7,705,954 ,050.00	14,646,70 7,390.02		785,200.0 0	2,900,627 ,300.78		15,329,34 4,766.32	40,583,41 8,707.12

	7,705,954 ,050.00	14,646,99 0,511.42			1,961,759 ,309.85		10,347,21 2,170.43	34,661,91 6,041.70
	7,705,954 ,050.00	14,646,99 0,511.42			1,961,759 ,309.85		10,347,21 2,170.43	34,661,91 6,041.70
" "		389,564.1 5			650,320,2 77.05		3,926,393 ,980.99	4,577,103 ,822.19
							6,503,202 ,770.54	6,503,202 ,770.54
		389,564.1 5						389,564.1 5
		389,564.1 5					6,503,202 ,770.54	6,503,592 ,334.69
1								
2								
3								
					650,320,2 77.05		-2,576,80 8,789.55	-1,926,48 8,512.50
1					650,320,2 77.05		-650,320, 277.05	
2								
3							-1,926,48 8,512.50	-1,926,48 8,512.50
4								

1								
2								
3								
4								
1								
2								
	7,705,954,050.00	14,647,380,075.57			2,612,079,586.90		14,273,606,151.42	39,239,019,863.89

743 " " " " 1999
 2005 10 28 " " 2004 10 21
 " "

1999 8 31 4300001004095 10,000
 [2000]128 2000 9 15 9 16
 1.00 5,000 12.74 2000 10 12
 " " " 000157"
 15,000 2008 152,100

2008 12 31
 63,671.1894 "
 " 38,011.7 11,486.2826
 7,615.0743 5,093.6952
 1,464.4373

2009 7 10 2008 10 1
 167,310

2010 1 28 29,795.4705 1
 18.70 197,105.4705

2010 8 10 15 295,658.2057
 492,763.6762

2010	12	23		86,958.28				H	
14.98		H							8,695.828
				1:1				H	
2011	1	5							14.98 H
130,437,400									13,043,740 A
			1:1	H		H	A	H	592,765.6962
	A	482,763.4742		H	110,002.222				
2011	7		2010					10	3
770,595.405									
2013	12	31		770,595.405					1,253,314,876
16.26%									HKSC C NO MINEES LIMITED 1,427,786,323
18.53%									386,517,443 5.02%
GOOD EXCEL GROUP LIMITED				363,936,856				4.72%	168,635,602
		2.19%	2013	12	31		A		6,275,925,164.00
81.44%			H	1,430,028,886.00				18.56%	
2012	2	27							[2012]27

361

2014 3 28

1

2006 2 15

2

2006 2 15

3

1 1 12 31

4

10

5

1

2

6

1 " "

1

2

3

4

2 " "

3 " "

38

7

1

2010 1 1

2010 1 1

2

8

9

1

2

1

"

"

2

1

2

10

1

2

1

2

3

4

5

3

1
2

4

5

6

" 11 "

1

2

7

11

1

2

1

	1,000

2

	(%)	(%)
1 1	1%	1%
1 2	6%	6%
2 3	15%	15%
3 4	40%	40%
4 5	70%	70%
5	100%	100%

3

12

1

2

3

4

5

13

1

1

2

2

1

2

3

4

3

20%

50%

1

2

3

4

5

4

14

" 15 " " 20 "

15

1

2

3

		%	
	35	3%	2.77%
	10	3%	9.7%
	5	3%	19.4%
	10	3%	9.7%
	25	3%	3.88%

4

1

2

3

4

5

5

16

1

2

3

1

3

2

3

17

1

2

3

3

4

1

2

18

19

20

1

2

- 1
- 2
- 3
- 4
- 5
- 6
- 7



3

4

5

- 1
- 2
- 3
- 4
- 5

6

- 1
- 2
- 3
- 4
- 5

21

1

1

22

23

1

- 1
- 2
- 3

2

24

1

2

- 1
- 2

3

4

1

2

3

4

27

1

2

1

2

3

1

2

3

1

2

28

1

2

29

1

2

2

31

32

33

1

2

34

1

2

35

1

2

× + × ÷

3

10%

1

		17% 20%
		3% 5%
		5% 7%
		15% 16.5% 25% 31.4%
		5%

2

1

27.5% 31.40%

16.50%

25%

15%	G F201143000174	2011	2013
15%	G F201143000249	2011	2013
15%	G R201143000146	2011	2013
15%	G F201143000332	2011	2013
15%	G R201143000121	2011	2013
15%	G F201243000034	2012	2014
15%	G R201143000197	2011	2013
15%			1
15%			2
15%	G R201343000169	2013	-2015

R-2013-0293

1
12 31
15%
2010 12 29
2010 1 1 2012
2013 11 1
2013 10
2013

2
15%
2010 12 29
2010 1 1 2012 12 31
2013 11 1
2013 10
2013

2
C IFA
20%
17%

3

1
2
2009 1 1
" "

1

1

								(%)	(%)				
		233		10,000,000.00				100%	100%				
		37		1,502,020,000.00				100%	100%				
		3326		72,000,000.00				90.28%	90.28%		5,986,333.62		

				50,000,000.00				100%	100%				
				196				100%	100%				
				10,000,000.00				62%	62%		8,590,603.18		
				180,198,400.00				77.61%	77.61%		191,827,644.09		
				68,700,000.00				100%	100%				
				8,840,000.00				67.43%	67.43%		3,225,839.61		
				230				100%	100%				
				10,000				100%	100%				

Zoomlion H.K. Holding Co., Ltd		33/F Three Pacific Place 1 Queen's Road East Hong Kong		650,000				100%	100%				
Zoomlion Overseas Investment Management (H.K.) Co. Limited		33/F Three Pacific Place 1 Queen's Road East Hong Kong		5,750				100%	100%				

d													
				360,000,000.00				100%	100%				
				10,000,000.00				100%	100%				
				10,000,000.00				100%	100%				
				50,000,000.00				100%	100%				
				5,000,000.00				60%	60%		-3,991,189.95		
				30,000,000.00				70%	70%		8,633,728.75		
				80,000,000.00				93.75%	93.75%		899,992.86		
				30,000,				100%	100%				

000.00

--	--	--	--	--	--	--	--	--	--	--	--	--	--

2

--	--	--	--	--	--	--	--	--	--

				465,59 0,800.0 0				88.86%	88.86%		104,62 1,814.9 5		
				100,00 0,000.0 0				97%	97%		19,224. 60		
				473,94 0,000.0 0				100%	100%				
Comp agnia Italian a Fome Acciai o S.p.A		Italy Milano		1,508				100%	100%		488,82 8.21		
				21,632, 300.00				83.13%	83.13%		38,608, 479.86		
				44,927, 100.00				65%	65%		72,533, 307.89		

--	--	--	--	--	--	--	--	--	--	--	--	--	--

Zoomlion Singapore Investment Holdings Pte. Ltd

100%

2 2013 1

5,000

100%

3

2013 9

1,500

100%

2013 12

43,663.64

45,163.64

4

2013 11

5

2013

5

--	--	--	--	--	--

6

--	--	--

7

--	--	--

8

--	--	--	--

9

10

	1	6.0969
	1	8.4189
	1	0.7862
	1	0.0578
	1	5.4301
	1	0.1852
	1	10.0556
	1	1.6613
	1	0.0985
	1	0.0393
	1	0.00029
	1	4.7845
	1	2.6030
	1	0.5825

1



33,152,212.84	0.5825	19,311,163.98	2,299,336.38	0.7440	1,710,706.27
---------------	--------	---------------	--------------	--------	--------------

	2013 07 26	2014 01 23	10,000,000.00	
	2013 10 24	2014 04 24	10,000,000.00	
	--	--	53,740,197.25	--

3

	2013 09 23	2014 03 23	10,000,000.00	
	2013 12 11	2014 06 11	10,000,000.00	
	2013 07 16	2014 01 16	8,908,324.79	
	2013 12 02	2014 06 02	3,150,000.00	
	2013 09 24	2014 03 24	3,000,000.00	
	--	--	35,058,324.79	--

76,468.94

2013 12 31

63.27

4

	0.00	6,063,234.13	0.00	6,063,234.13		
		6,063,234.13	0.00	6,063,234.13	--	--

606.32

5

1

		(%)		(%)		(%)		(%)
	2,742,551, 995.45	9.38%	364,614,1 31.84	13.29%	478,352, 283.08	2.42%	157,674,469 .71	32.96%
	25,747,37 6,020.79	88%	718,122,8 84.02	2.79%	18,672,0 82,444.6 4	94.44%	373,326,154 .24	2%
	25,747,37 6,020.79	88%	718,122,8 84.02	2.79%	18,672,0 82,444.6 4	94.44%	373,326,154 .24	2%
	767,472,3 34.04	2.62%	368,355,6 25.52	48%	621,326, 648.42	3.14%	340,408,784 .64	54.79%
	29,257,40 0,350.28	--	1,451,092, 641.38	--	19,771,7 61,376.1 4	--	871,409,408 .59	--

			%	
	2,698,443,375.44	363,695,131.84	13.48%	
	44,108,620.01	919,000.00	2.08%	
	2,742,551,995.45	364,614,131.84	--	--

		(%)			(%)	
1						
	--	--	--	--	--	--
1	20,438,237,547.54	79.38%	204,382,375.47	17,384,202,209.43	93.1%	173,842,022.09
1	20,438,237,547.54	79.38%	204,382,375.47	17,384,202,209.43	93.1%	173,842,022.09
1 2	4,599,819,665.19	17.87%	275,989,179.91	838,709,254.92	4.49%	50,322,555.30
2 3	441,402,307.26	1.71%	66,210,346.09	270,552,585.71	1.45%	40,582,887.86
3	267,916,500.80	1.04%	171,540,982.60	178,618,394.60	0.96%	108,578,689.00
3 4	136,334,636.64	0.53%	54,533,854.66	95,618,984.66	0.51%	38,247,593.86
4 5	48,582,454.24	0.19%	34,007,717.97	42,227,715.95	0.23%	29,559,401.16
5	82,999,409.92	0.32%	82,999,409.92	40,771,693.97	0.22%	40,771,693.97
	25,747,376,020.79	--	718,122,884.02	18,672,082,444.64	--	373,326,154.24

			%	
	88,602,456.32	8,070,488.48	9.11%	
1,000	678,869,877.72	360,285,137.04	53.07%	
	767,472,334.04	368,355,625.52	--	--

2

A		2013 12 25	2,798,740.28		
B		2013 11 21	2,762,194.00		
C		2013 05 30	760,000.00		
D		2013 04 24	674,740.00		
E		2013 12 25	376,445.60		
F		2013 05 20	330,000.00		
G		2013 12 20	300,000.00		

H		2013 12 21	285,000.00		
I		2013 12 25	237,244.46		
			2,857,415.92		
	--	--	11,381,780.26	--	--

1,138.18

3

				(%)
A		175,166,570.42	1	0.6%
B		147,480,329.21	1	0.5%
C		134,374,438.70	1	0.46%
D		118,910,255.44	1	0.41%
E		102,309,824.97	1	0.35%
	--	678,241,418.74	--	2.32%

4

		147,480,329.21		0.5%
		3,603,984.70		0.01%
		27,267,018.96		0.09%
		134,374,438.70		0.46%
		30,667,015.91		0.1%
		34,231,441.59		

		51,896,754.87	0.18%
		54,490,308.61	0.19%
		8,301,573.65	0.03%
	--	588,262,832.02	2.01%

5



			%	
	20,150,000.00	20,150,000.00	100%	
	15,700,000.00	14,200,000.00	90.45%	
	35,850,000.00	34,350,000.00	--	--

		(%)		(%)		
1						
1 (1)	231,459,563.81	76.18%	2,314,592.10	375,439,172.02	82.51%	3,754,391.72
1	231,459,563.81	76.18%	2,314,592.10	375,439,172.02	82.51%	3,754,391.72
1 2	39,372,792.13	12.96%	2,362,367.63	41,522,799.33	9.13%	2,491,367.96
2 3	15,430,631.32	5.08%	2,314,594.67	8,730,192.88	1.92%	1,309,528.93
3	17,586,147.68	5.78%	14,809,835.52	29,320,557.70	6.44%	23,307,660.71
3 4	3,987,251.10	1.31%	1,594,900.43	2,564,349.27	0.56%	1,025,739.71
4 5	1,279,871.65	0.42%	895,910.16	14,914,291.69	3.28%	10,440,004.18
5	12,319,024.93	4.05%	12,319,024.93	11,841,916.74	2.6%	11,841,916.82
	303,849,134.94	--	21,801,389.92	455,012,721.93	--	30,862,949.32

	280,983,565.55	
	280,983,565.55	

			%	
	19,010,128.10	10,267,235.78	54.01%	
	19,010,128.10	10,267,235.78	--	--

	2013 03 28	800.00		

1.00	--	--
------	----	----

			(%)
	20,150,000.00	5	3.15%
	18,299,459.94	1	2.86%
	16,887,161.27	1	
	15,700,000.00	3-5	2.45%
	13,768,000.00	1-3	2.15%
--	84,804,621.21	--	13.25%

7

1



	524,633,111.56	--	838,311,884.16	--
--	----------------	----	----------------	----

2

A		19,814,619.45	1	
B		18,788,683.20	1	
C		10,796,021.68	1	
D		8,567,213.70	1	

	114,265,253.79	10,807,021.67	75,484,705.79	12,074,963.42	37,512,606.25
	8,194,862.15	3,585,758.56	5,342,127.25	2,559,093.99	3,879,399.47
	211,527,437.50	94,926,554.95	79,296,870.45		227,157,122.00
	333,987,553.44	109,319,335.18	160,123,703.49	14,634,057.41	268,549,127.72

3

				%
				2.08%
				2.05%
				0.35%

9

	11,394,205,324.96	10,217,680,178.33
	751,283,060.02	881,405,129.59
	414,741,955.10	142,560,153.10
	1,209,197.14	804,237.27
	10,229,389,506.98	9,194,519,132.91

10

	405,172,747.86	80,852,338.87
	305,880,810.38	230,687,394.00
	711,053,558.24	311,539,732.87

39,951.38

1.28

11

	3,759,160.44	4,692,914.72
	3,759,160.44	4,692,914.72

55,716 2013 12 31 847,348 3.84 9.07
375.92

12

	8,120,620,112.86	11,281,160,015.44
	397,521,367.88	666,141,382.36
	316,595,403.43	157,044,153.10
	1,594,890.61	18,883,404.19
		8,884,856.44
	7,408,098,232.16	10,467,973,027.73
2013 12 31		67.59

13

	(%)	(%)					
	25%	25%	23,782,902.87	9,249.40	23,773,653.47		-1,934,808.89
	30%	.30%	92,807,015.17	60,166,163.54	32,640,851.63	96,747,708.09	5,015,668.24
	30.48%	30.48%	511,805,982.68	169,745,035.39	342,060,947.29	277,216,267.15	53,805,030.17

		5,153,60 0.00	5,153,60 0.00	0.00	5,153,60 0.00	2%	2%				
		48,000.0 0	48,000.0 0	0.00	48,000.0 0	0.06%	0.06%				3,600.00
		3,500,00 0.00	3,500,00 0.00	0.00	3,500,00 0.00	10%	10%				
		420,000. 00	420,000. 00	0.00	420,000. 00	19%	19%				
		1,530,00 0.00	1,530,00 0.00	0.00	1,530,00 0.00	51%	51%				120,000. 00
		1,500,00 0.00	1,500,00 0.00	0.00	1,500,00 0.00	18.75%	18.75%				
		10,000.0 0	10,000.0 0	0.00	10,000.0 0	1%	1%				
		10,000.0 0	10,000.0 0	0.00	10,000.0 0	1%	1%				
		100,000, 000.00	100,000, 000.00	0.00	100,000, 000.00	8.7%	8.7%				
		30,000,0 00.00	30,000,0 00.00	0.00	30,000,0 00.00	2.71%	2.71%				
		7,500,00 0.00	6,964,71 3.99	483,702. 22	7,448,41 6.21	25%	25%				

30%	30%				
30.48%	30.48%				
49%	49%				6,400,00 0.00
35%	35%				
36%	36%				1,092,80 0.00
49%	49%				
43.7%	43.7%				406,400. 00
48%	48%				2,652,58 5.20
49%	49%				3,598,55 0.84

		0.00	4.30	6.66	0.96						00
Don		14,654,869.37	40,756.25	15,371,045.94	15,411,802.19	49%	49%				1,492,195.14
		7,026,000.00	9,231,266.95	-233,880.89	8,997,386.06	46.84%	46.84%				
		7,110,000.00		7,298,240.40	7,298,240.40	39.5%	39.5%				1,533,109.14
MLI		569,670.62		264,885.55	264,885.55	35%	35%				
AN		289,828,139.99	330,063,172.92	7,503,659.04	337,566,831.96	--	--	--			19,480,250.61

1

2

3

10%

		6,761,162,146.63		1,375,265,714.74	201,545,267.06	7,934,882,594.31
				740,236,838.66	32,970,964.08	3,948,490,400.52
		2,678,299,528.82		501,116,324.90	61,048,934.12	3,118,366,919.60
		461,493,361.90		17,273,376.33	92,143,084.76	386,623,653.47
		380,144,729.97		116,639,174.85	15,382,284.10	481,401,620.72
--						

	1,172,664,592.93		240,781,404.55	39,591,917.22	1,373,854,080.26
	150,014,030.79		41,177,891.96	46,471,627.30	144,720,295.45
	191,836,602.15		63,916,145.90	13,549,175.86	242,203,572.19
--			--		
	4,622,573,443.36		--		5,437,060,042.23
	2,617,151,048.54		--		3,211,445,796.34
	1,505,634,935.89		--		1,744,512,839.34
	311,479,331.11		--		241,903,358.02
	188,308,127.82		--		239,198,048.53
	53,213,111.49		--		60,210,458.33
	27,952,567.63		--		30,041,834.98
	17,315,324.63		--		23,168,242.82
	6,958,675.63		--		5,485,028.29
	986,543.60		--		1,515,352.24
	4,569,360,331.87		--		5,376,849,583.90
	2,589,198,480.91		--		3,181,403,961.36
	1,488,319,611.26		--		1,721,344,596.52
	304,520,655.48		--		236,418,329.73
	187,321,584.22		--		237,682,696.29

464,072,556.41

999,400,377.76

1 137,526.57 99,940.04

2 20,154.53 10,483.87

3

16


1

	406,488,229. 57		406,488,229. 57	146,027,726. 41	146,027,726.41
	226,554,708.		226,554,708.	237,388,653.	237,388,653.03

	80		80	03	
	212,529,340.99		212,529,340.99	158,586,840.30	158,586,840.30
	163,859,542.50		163,859,542.50	88,695,514.94	88,695,514.94
	157,651,503.48		157,651,503.48	487,209,840.99	487,209,840.99
	104,482,758.91		104,482,758.91	172,529,433.32	172,529,433.32
	36,987,080.50		36,987,080.50	44,713,799.93	44,713,799.93
	23,140,118.41		23,140,118.41	106,790,860.95	106,790,860.95
	138,182,846.85		138,182,846.85	100,543,394.87	100,543,394.87
	1,469,876,130.01		1,469,876,130.01	1,542,486,064.74	1,542,486,064.74

2

						(%)					(%)	
	206,189,737.27	77,997,149.01	104,925,514.64			88.72	90.00					182,922,663.65



2012 2013

1,762.88

2013

2,503.27

2012

19

1

	429,934,945.60	241,439,933.44
	203,714,801.15	213,970,465.79
	10,688,559.53	849,472.09
	644,338,306.28	456,259,871.32
	468,138,205.04	439,578,438.28
	468,138,205.04	439,578,438.28

	384,276,934.45	299,771,300.77
	386,848,625.02	456,723,581.45
	771,125,559.47	756,494,882.22

2013		85,969,738.36	
2014	93,715,061.80	115,243,514.18	
2015	35,776,560.43	35,776,560.43	
2016	68,859,059.08	68,859,059.08	
2017	150,790,265.87	150,874,709.40	
2018	37,707,677.84		
	386,848,625.02	456,723,581.45	--

	2,135,098,106.87	1,803,972,774.07
	2,135,098,106.87	1,803,972,774.07
	2,257,214,118.82	1,360,420,841.97
	45,331,149.29	5,663,147.24
	888,897,189.53	962,376,720.72
	3,191,442,457.64	2,328,460,709.93

20

	929,596,450.65	617,258,165.64	17,959,768.95	11,383,580.26	1,517,511,267.08
	333,987,553.44	109,319,335.18	160,123,703.49	14,634,057.41	268,549,127.72
	53,213,111.49	12,476,470.46		5,479,123.62	60,210,458.33
	21,221,236.26				21,221,236.26
	17,628,835.24	25,032,770.11			42,661,605.35
	308,489,162.64	431,733,052.33	8,884,856.44		731,337,358.53
	1,664,136,349.72	1,195,819,793.72	186,968,328.88	31,496,761.29	2,641,491,053.27

97,735.47

58.73%

21

	5,115,625,999.28	3,852,203,292.88
	92,704,375.94	352,440,702.41
	5,208,330,375.22	4,204,643,995.29

22

	831,935,512.60	452,562,664.26
	37,937.28	83.83%

23

	6,530,000.00	6,885,000.00
	7,020,951,378.81	5,756,119,518.18
	7,027,481,378.81	5,763,004,518.18
	3,998,391,939.31	

399,839.19

2014 6 30

24

1	1	7,438,372,977.80	7,490,519,432.49
1		1,213,254,451.40	256,580,746.98
		8,651,627,429.20	7,747,100,179.47

25

1	1	672,865,379.19	888,642,262.18

2,628,400,132.62	2,666,289,780.04	491,725,591.74
114,810,950.43	114,810,950.43	
307,987,382.34	311,254,123.69	7,045,703.61
82,082,529.69	81,618,938.56	1,713,287.70
195,745,938.18	198,844,241.31	3,912,799.41
12,539,742.26	13,470,558.71	425,960.63
10,864,371.04	10,471,179.65	838,408.31
6,754,801.17	6,849,205.46	155,247.56
87,790,360.99	88,488,619.15	1,722,277.95
27,059,396.33	26,496,515.85	

2 103,880.30

3 75,002.83

31

1

1	2,356,887,650.61	3,887,732,602.00
1		1,094,229,383.94
1	115,738,281.45	120,666,010.22
	2,472,625,932.06	5,102,627,996.16

2

		1,497,168,000.00
	2,356,887,650.61	2,390,564,602.00
	2,356,887,650.61	3,887,732,602.00

0.00

	2011 09 23	2014 09 22		153,000,000.00	932,825,700.00		
	2012 06 26	2014 09 25		100,000,000.00	609,690,000.00		
	2012 09 13	2014 06 12		53,350,000.00	325,269,615.00		
	2012 08 09	2014 08 08		40,000,000.00	243,876,000.00		
	2012 09 07	2014 09 05		21,565,407.93	131,482,135.61		

	--	--	--	--	2,243,143,450.61	--	
--	----	----	----	----	------------------	----	--

3

	100,280,411.06	97,049,875.68
	15,457,870.39	23,616,134.54
	115,738,281.45	120,666,010.22

32

1

	5,640,899,641.58	3,869,551,844.35
	5,640,899,641.58	3,869,551,844.35

2

	2013 09 23	2015 09 23		43,000,000.00	262,166,700.00		
	--	--	--	--	4,590,109,700.00	--	

168,303.71 177,134.78 45.78% 19,990.64
67,750.00

33

	1,100,000, 2008 04				53,625,000				
	000.€				0000.00				

1 1997

2 95,373.47

3 66,442.56 40.93%

35

	285,724,671.13	282,558,644.07
	285,724,671.13	282,558,644.07

23,452.19

5,120.28

						/
1	86,117,500.00		4,532,500.00		81,585,000.00	
2	65,999,484.00				65,999,484.00	
3		30,200,000.00			30,200,000.00	
4		20,213,600.00			20,213,600.00	
5	13,700,000.00		60,087.47		13,639,912.53	
	165,816,984.00	50,413,600.00	4,592,587.47		211,637,996.53	--

36

	7,705,954.05						7,705,954.05
	0.00						0.00

3

37

		58,910,642.08	53,522,288.63	5,388,353.45
		58,910,642.08	53,522,288.63	5,388,353.45

2013

5,891.06

5,352.23

38

	14,564,720,209.66		1,429,891,828.02	13,134,828,381.64
	40,264,859.00	121,005.60	5,673,805.65	34,712,058.95
	14,604,985,068.66	121,005.60	1,435,565,633.67	13,169,540,440.59

143,544.46

Zoomlion C IFA (H.K)

Holdings Co., Ltd 40.68%

39

	2,613,078,832.42	288,547,713.88		2,901,626,546.30
	2,613,078,832.42	288,547,713.88		2,901,626,546.30

28,854.77

10%

40

	15,938,089,016.46	--
	15,938,089,016.46	--
	3,838,972,797.15	--

	288,547,713.88	
	1,541,190,810.00	
	17,947,323,289.73	--

41

1

	38,134,402,713.67	47,555,844,474.33
	407,372,540.69	515,329,033.81
	27,300,089,843.06	32,545,611,933.87

2

	36,673,567,976.43	26,863,983,603.16	45,955,826,096.18	31,959,996,200.97
	1,460,834,737.24	5,492,061.21		
	38,134,402,713.67	26,869,475,664.37	47,555,844,474.33	32,069,020,432.16

3

	17,190,850,298.39	12,623,057,058.65	23,595,829,574.95	15,588,186,381.21
	12,479,211,574.63	9,118,129,873.44	14,132,104,145.25	10,330,041,711.02
	3,282,056,409.88	2,335,382,649.59	3,033,673,661.56	2,173,559,734.20
	1,731,346,254.37	1,168,660,295.16	1,558,229,156.78	905,825,705.06
	772,317,383.59	758,394,976.60	2,268,727,926.00	1,766,438,800.91
		860,358,749.72	1,366,068,858.65	1,195,943,868.57

4

	35,347,506,991.92	24,868,079,519.05	44,785,125,591.45	29,829,033,958.65
	2,786,895,721.75	2,001,396,145.32	2,770,718,882.88	2,239,986,473.51
	38,134,402,713.67	26,869,475,664.37	47,555,844,474.33	32,069,020,432.16

5

		(%)
A	264,485,636.82	0.69%
B	248,015,459.27	0.64%
C	231,621,046.17	0.6%
D	214,096,954.73	0.56%
E	190,189,334.00	0.49%
	1,148,408,430.99	2.98%

114,840.84

2.98%

42

	29,951,784.22	47,496,195.26	3% 5%
	135,265,649.69	115,612,190.40	5% 7%
	243,583.50	1,046,871.54	
	105,394,240.31	96,761,438.46	5%
	270,855,257.72	260,916,695.66	--

43

	1,261,286,204.25	1,149,719,450.26

	421,421,672.92	512,888,034.31
	751,205,902.73	624,344,252.72
	87,336,933.03	85,126,288.70
	1,109,918,901.13	1,004,066,943.18
	3,631,169,614.06	3,376,144,969.17

44

	625,157,449.77	610,351,881.70
	570,028,289.35	583,821,564.64
	180,566,586.75	161,627,887.05
	71,566,146.61	83,041,667.87
	506,127,920.25	496,823,684.10
	1,953,446,392.73	1,935,666,685.36

45

	970,485,309.11	756,192,243.69
	-458,636,995.99	-268,918,447.10
	75,533,845.78	195,656,555.69
	-543,527,374.04	-346,868,447.14
	54,833,052.39	66,741,553.88
	-235,135,911.91	-80,002,758.20
	-136,448,074.66	322,800,700.82

46

	3,423,993.72	-17,782,644.09
	3,423,993.72	-17,782,644.09

47

1

	123,600.00	948,600.00
	41,557,533.91	34,925,047.06
	-632,412.18	
	41,048,721.73	35,873,647.06

2

	3,600.00	3,600.00	
	120,000.00	120,000.00	
		825,000.00	
	123,600.00	948,600.00	--

3

	17,965,355.00	15,904,823.13	
	8,311,200.71	4,542,319.16	
	3,000,221.79	2,527,537.99	
	1,606,704.54	572,190.36	
	1,504,700.47	1,539,181.23	
	32,388,182.51	25,086,051.87	--

48

	618,249,492.14	351,828,947.63
	-48,620,899.70	186,822,871.29

	12,476,470.46	18,398,009.99
	25,032,770.11	17,628,835.24
	425,760,564.06	164,455,736.13
	1,032,898,397.07	739,134,400.28

49

1

	8,642,432.20		

	30,221,746.71	30,165,661.93	30,221,746.71
	30,221,746.71	30,154,194.73	30,221,746.71
		11,467.20	
	9,607,402.62	5,722,523.78	9,607,402.62
	6,698,549.80	8,703,509.59	6,698,549.80
	22,337,004.34	17,574,783.37	22,337,004.34
	13,186,725.41	4,278,297.45	13,186,725.41
	639,730.32	952,204.77	639,730.32
	209,168.72	1,181,693.48	209,168.72
	174,960,808.35	317,274,573.97	23,173,972.77
	257,861,136.27	385,853,248.34	106,074,300.69

12,799.21

33.17%

51

	732,882,258.49	1,451,319,564.11
	-162,852,803.72	-122,142,947.72
	570,029,454.77	1,329,176,616.39

52

	P	3,838,972,797.15	7,330,048,993.92
	1	123,139,255.58	190,255,585.63
	$P_0 = P - 1$	3,715,833,541.57	7,139,793,408.29
	S_0	7,705,954,050.00	7,705,954,050.00
	S_1		
	S_i		
	H		
	S_j		
	S_k		
	M_0	12	12

	M_i	
H		
	M_j	
	7,705,954,050.00	7,705,954,050.00
$S = S_0 + S_1 + S_i \times M_i \div M_0 - S_k \times M_j \div M_0 - S_k$		
EPS= P÷ S	0.50	0.95
	0.48	0.93
	0.50	0.95
	0.48	0.93

53

1.	-933,754.29	458,310.76
	-140,063.14	68,746.61
	-793,691.15	389,564.15
4.	-50,780,115.50	20,679,536.45
	-50,780,115.50	20,679,536.45
	-51,573,806.65	21,069,100.60

54

1

	458,636,995.99
	161,648,921.86
	351,362,936.93
	125,176,572.40
	1,096,825,427.18

2



	459,303,827.67	405,709,181.33
	102,547,240.88	95,627,366.70
" "		

3

	16,657,419,383.74	20,083,971,225.53
	1,005,149.80	1,943,955.27
	16,656,414,233.94	20,082,027,270.26
	16,657,419,383.74	20,083,971,225.53

1

							(%)	(%)		

2012 2 27

[2012]27

2

							(%)	(%)	
			233			10,000,000.00	100%	100%	70766849-3
			37			1,502,000,000.00	100%	100%	73346585X
						50,000,000.00	100%	100%	74315738300
						1,960,000.00	100%	100%	
							90.28%	90.28%	

			3326			72,000,000.00			
						10,000,000.00	62%	62%	18389700-8
						165,749,400.00	78%	78%	76072823-X
						68,700,000.00	100%	100%	668589572
						8,840,000.00	67%	67%	13412814-9
						2,300,000.00	100%	100%	
						100,000,000.00	100%	100%	67357295-1
Zoomlion H.K. Holding Co., Ltd			33/F Three Pacific Place 1 Queen's Road East Hong Kong			6,500,000,000.00	100%	100%	
Zoomlion Overseas Investment Management (H.K.) Co. Limited			33/F Three Pacific Place 1 Queen's Road East Hong Kong			57,500,000.00	100%	100%	
Zoomlion International Trading (H.K.) Co. Limited			Hong Kong			4,000,000.00	100%	100%	

Zoomlion Capital(H.K.) Co., Limited			Hong Kong			2,200,000,000.00	100%	100%	
Zoomlion Cifa Hong Kong Holdings Limited			Hong Kong			27,100.00	100%	100%	
CIFA WorldWide S.P.A						15,100,000.00	100%	100%	
Zoomlion Ru Co.,Ltd						2,500,000.00	100%	100%	
						280,000,000.00	100%	100%	717884165
						360,000,000.00	100%	100%	69182492-1
						10,000,000.00	100%	100%	69180092-X
						10,000,000.00	100%	100%	69856788-4
						50,000,000.00	100%	100%	77092066-3
						5,000,000.00	60%	60%	56886344-X
						80,000,000.00	94%	94%	58853448-3
						2,100,000,000.00	100%	100%	59101674

Zoomlion H.K. SPV Co., Limited			33/F Three Pacific Place 1 Queen's Road East Hong Kong			10,000.00	100%	100%	
						465,590,80 0.00	89%	89%	19024326- 4
						100,000,00 0.00	97%	97%	750634918
						473,940,00 0.00	100%	100%	73534798- 8
Compagnia Italiana Fome Acciaio S.p.A			Italy Milano	MARCON STEFANO		15,080,000	59%	59%	
						21,632,300 .00	83%	83%	186489552
						44,927,100 .00	65%	65%	760716845
						30,000,000 .00	100%	100%	05228933- 6
						30,000,000 .00	70%	70%	05804182- 5
			19,rue de bitbourg L-1273 Luxembo urg			200,000	100%	100%	

	1,000,000	100%	100%	201224479 W
	50,000,000 .00	100%	100%	06013498- 3
	451,636,40 0.00	100%	100%	08135776- 4

	(%)	(%)		

00		30%		663967618
----	--	-----	--	-----------

	32%	32%		753385021
--	-----	-----	--	-----------

46.84%	46.84%		05031029-3
48.97%	48.97%		05310923-7
49%	49%		59325812-9
49%	49%		59397462-7
36%	36%		59461169-2
			59621335-6

59656076-

1

N JAPAN									22643
---------	--	--	--	--	--	--	--	--	-------

4

1

				%		%
					128,288,680.40	0.39%
			34,472,061.89	0.15%	49,860,888.53	0.15%
					95,686,000.00	0.29%
					64,529,743.59	0.19%
					67,173,300.00	0.2%
					6,897,863.25	0.02%
					865,000.00	0%
					88,348,000.00	0.27%

				%		%
			217,805,136.15	0.57%	215,522,785.20	0.45%
			263,433,842.78	0.66%	142,895,666.01	0.3%
			152,364,243.24	0.4%	163,679,518.64	0.34%

			207,087,635.18	0.53%	140,303,611.74	0.29%
			82,243,382.14	0.21%	33,181,899.53	0.07%
			273,681,105.75	0.71%	188,772,735.39	0.39%
			86,465,229.83	0.21%	34,861,636.36	0.07%
			137,532,495.61	0.36%	42,553,831.96	0.09%
			133,420,872.21	0.35%	35,812,988.42	0.07%
			62,195,857.36	0.16%		
			923,761.08	0%		
			26,707.35	0%		

5

		147,480,329.21	98,097,441.98
		3,603,984.70	3,563,715.28
		27,267,018.96	44,315,722.21
		134,374,438.70	66,832,192.70
		30,667,015.91	31,958,721.56
		34,231,441.59	14,265,303.52

		93,308,133.82		83,111,935.52	
		2,641,832.00		22,377,015.19	
		51,896,754.87		40,855,878.05	
		54,490,308.61		33,935,459.96	
		8,301,573.65			
		2,101,063.67		2,101,063.67	
		7,800,000.00			
		1,371,849.23			
		3,598,550.84			
		1,092,800.00			

			18,445,418.33	16,218,823.84
				5,610,000.00
				540,000.00
				4,820,000.00
			3,237,111.50	
			1,261,906.00	
				2,292,323.53
				7,112,183.37

			2,298,538.32
M			

1

1 5

2013 12 31
1,504,379.76 44,726.70

2

12 31 2013
14,220.98 2 5

3 2013 1 1

2013 12 31 252,632.03
2 5 2013 12 31

4

7.37 2013

1 2013 12 26 ZOOMLION LUXEMBOURG INVESTMENTHOLDING S.S.À R.L. Saint-Gobain
Weber GmbH M-TEC MATHIS TECHNIK G MBH Saint-Gobain
Weber GmbH M-TEC MATHIS TECHNIK G MBH

2

2014 3 28

2013 12 31

770,595.405

10

1.5

1

1.	1,034,013.88	3,423,993.72			4,458,007.60
3.	4,692,914.72		-793,691.14		3,759,160.44
	5,726,928.60	3,423,993.72	-793,691.14		8,217,168.04
	0.00				0.00

1

1

		(%)		(%)		(%)		(%)
	2,372,142,54							

	27,462,421,294.49	89.77%	544,899,316.17	1.98%	22,449,980,346.84	96.76%	299,632,983.91	1.33%
	758,884,982.77	2.48%	362,337,877.05	47.75%	518,875,494.16	2.24%	341,741,675.43	65.86%
	30,593,448,819.09	--	1,198,896,888.98	--	23,201,965,426.51	--	680,063,824.45	--

				%	
	2,372,142,541.83		291,659,695.76	12.3%	
	2,372,142,541.83		291,659,695.76	--	--

		(%)			(%)	
1	--	--	--	--	--	--
1 (1)	15,670,459,971.91	77.15%	156,704,599.72	14,358,462,503.59	93%	143,584,625.04
1	15,670,459,971.91	77.15%	156,704,599.72	14,358,462,503.59	93%	143,584,625.04
1 2	4,149,528,596.32	20.43%	248,971,715.78	731,160,342.32	4.74%	43,869,620.54
2 3	357,608,704.48	1.76%	53,641,305.67	214,611,337.63	1.39%	32,191,700.64
3	135,317,535.38	0.66%	85,581,695.00	134,401,216.35	0.87%	79,987,037.69
3 4	55,212,541.61	0.27%	22,085,016.64	78,396,151.96	0.51%	31,358,460.78
4 5	55,361,051.38	0.27%	38,752,735.97	24,588,291.61	0.16%	17,211,804.13
5	24,743,942.39	0.12%	24,743,942.39	31,416,772.78	0.2%	31,416,772.78
	20,312,914,808.09	--	544,899,316.17	15,438,635,399.89	--	299,632,983.91

	7,149,506,486.40	1,670,839,665.87
	7,149,506,486.40	1,670,839,665.87

			%	
1,000	758,884,982.77	362,337,877.05	47.75%	
	758,884,982.77	362,337,877.05	--	--

2

A		2013 12 25	2,798,740.28		
B		2013 11 21	2,762,194.00		
C		2013 05 30	760,000.00		
D		2013 12 25	376,445.60		
E		2013 12 21	285,000.00		
F		2013 12 25	237,244.46		
G		2013 12 25	100,000.00		
			1,458,719.09		
	--	--	8,778,343.43	--	--

877.83

3

				(%)
A		1,246,241,776.10	1-2	4.07%
B		75,009,743.78	1	0.25%

B		1,099,523,484.90	1-2	3.59%
C		914,175,309.28	1	2.99%
D		602,888,035.46	1	1.97%
E		175,166,570.42	1	0.57%
	--	4,113,004,919.94	--	13.44%

4

			(%)
		3,600,858.28	0.01%
		147,480,329.21	0.5%
		20,467,018.96	0.07%
		134,374,438.70	0.46%
		28,451,035.91	0.1%
		34,231,441.59	0.12%
		93,308,133.82	0.32%
		51,512,807.77	0.17%
		32,322,940.65	0.11%
		8,301,573.65	0.03%
	--	554,050,578.54	1.89%

2

1

--	--	--

		(%)		(%)		(%)		(%)
	20,150,000.00	0.39%	20,150,000.00	100%	20,150,000.00	0.2%	14,105,000.00	70%
	224,600,874.66	4.39%	6,958,131.55	3.1%	254,910,525.77	2.6%	4,393,507.03	1.72%
	4,766,780,759.47	93.28%			9,531,788,437.96	97.09%		
	4,991,381,634.13	97.67%	6,958,131.55	0.14%	9,786,698,963.73	99.69%	4,393,507.03	0.04%
	98,925,602.04	1.94%	7,677,973.75	7.76%	10,403,250.08	0.11%	7,187,524.95	69.09%
	5,110,457,236.17	--	34,786,105.30	--	9,817,252,213.81	--	25,686,031.98	--

			%	
	20,150,000.00	20,150,000.00	100%	
	20,150,000.00	20,150,000.00	--	--

		(%)		(%)		(%)
1	--	--	--	--	--	--
1	180,102,516.42	80.19%	1,801,024.56	240,091,862.26	94.19%	2,400,918.62
1	180,102,516.42	80.19%	1,801,024.56	240,091,862.26	94.19%	2,400,918.62
1 2	35,105,925.64	15.63%	2,106,355.63	8,668,109.59	3.4%	520,086.58
2 3	4,920,195.87	2.19%	738,029.39	5,183,367.13	2.03%	777,505.07

3	4,472,236.73	1.99%	2,312,721.97	967,186.79	0.38%	694,996.76
3 4	3,505,089.34	1.56%	1,402,035.74	196,003.96	0.08%	78,401.58
4 5	188,203.86	0.08%	131,742.70	515,288.98	0.2%	360,702.29
5	778,943.53	0.35%	778,943.53	255,893.85	0.1%	255,892.89
	224,600,874.66	--	6,958,131.55	254,910,525.77	--	4,393,507.03



3

						(%)	(%)				
		7,500,00 0.00	6,964,71 3.99	483,702. 22	7,448,41 6.21	25%	25%				
		6,000,00 0.00	7,782,99 1.14	1,504,70 0.47	9,287,69 1.61	30%	30%				
		38,400,0 00.00	92,573,8 16.13	11,686,3 60.60	104,260, 176.73	30.48%	30.48%				6,400,00 0.00
		1,960,00 0.00	1,977,93 9.58	56,692.1 3	2,034,63 1.71	49%	49%				
		3,500,00 0.00	4,203,18 8.05	-2,007,2 63.50	2,195,92 4.55	35%	35%				1,092,80 0.00
		5,400,00 0.00	6,433,74 9.07	-6,433,7 49.07	0.00	36%	36%				
		5,880,00 0.00	5,506,81 9.14	1,200,30 4.54	6,707,12 3.68	49%	49%				406,400. 00
		13,110,0 00.00	14,662,4 46.02	-8,774,7 90.77	5,887,65 5.25	43.7%	43.7%				2,652,58 5.20

		9,600,00	10,837,4	4,712,64	15,550,1						3,598,55
		0.00	77.01	9.87	26.88	48%	48%				0.84

9,800,00 11,925,3 -9,757,5
0.00 00.06 69.88 26.88

		0	0		0						
		10,927,800.00	10,927,800.00	0.00	10,927,800.00	100%	100%				
		1,502,021,000.00	1,502,021,000.00	0.00	1,502,021,000.00	100%	100%				
		65,000,000.00	65,000,000.00	0.00	65,000,000.00	100%	100%				
		51,649,953.40	51,649,953.40	0.00	51,649,953.40	100%	100%				
		589,362.04	██████████03	-589,362.03		100%	100%				

6,034,464.80 6,034,464.80 0.00 6,034,464.80

		101,052,078.00	101,052,078.00	0.00	101,052,078.00	100%	100%				
		229,495,000.00	229,495,000.00	0.00	229,495,000.00	100%	100%				
		386,836,507.83	386,836,507.83	0.00	386,836,507.83	88.86%	88.86%				
		175,591,400.00	175,591,400.00	0.00	175,591,400.00	97%	97%				
Zoomlion H.K. Holding Co., Ltd		5,485,967,990.16	5,485,967,990.16	0.00	5,485,967,990.16	100%	100%				
		360,000,000.00	360,000,000.00	0.00	360,000,000.00	100%	100%				
		10,000,000.00	10,000,000.00	0.00	10,000,000.00	100%	100%				
		10,000,000.00	10,000,000.00	0.00	10,000,000.00	100%	100%				
		90,019,530.00	90,019,530.00	0.00	90,019,530.00	83.13%	83.13%				9,975,251.86
		516,696.83	516,696.83	0.00	516,696.83	100%	100%				
		50,000,000.00	50,000,000.00	0.00	50,000,000.00	100%	100%				

47 847 1	47 847 1		47 847 1						10 669 1

Vertical lines at the bottom of the page.

		17,025.07	77,978.73	228.52	14,207.25						639.24
--	--	-----------	-----------	--------	-----------	--	--	--	--	--	--------

1

2

3

10%

4

1

		33,826,274,045.26	43,240,491,227.59
		3,140,634,550.84	3,327,434,166.59
		36,966,908,596.10	46,567,925,394.18
		28,881,432,369.71	34,274,905,369.16

2

		33,826,274,045.26	25,768,065,775.12	43,240,491,227.59	30,993,223,370.18
		33,826,274,045.26	25,768,065,775.12	43,240,491,227.59	30,993,223,370.18

3

		14,917,146,271.50	11,225,897,866.88	22,163,158,497.18	15,249,940,191.00
		11,097,177,786.50	8,096,286,471.49	14,123,233,667.77	10,417,186,899.47
		1,665,460,333.29	1,143,221,079.33	1,536,895,714.48	917,853,872.04
		5,063,101,946.49	4,243,263,563.56	3,021,766,479.32	2,413,390,513.37
		659,993,448.14	645,609,260.16	2,167,369,057.43	1,778,510,258.77
		423,394,259.34	413,787,533.70	228,067,811.41	216,341,635.53

	33,826,274,045.26	25,768,065,775.12	43,240,491,227.59	30,993,223,370.18
--	-------------------	-------------------	-------------------	-------------------

4

		(%)
A	2,086,851,042.08	5.65%
B	1,337,610,393.96	3.62%
C	1,040,928,891.69	2.82%
D	272,684,524.56	0.74%
E	255,097,304.32	0.69%
	4,993,172,156.61	13.52%

499,317.22

13.52%

5

1

	99,680,988.63	84,459,810.86
	-2,377,720.86	23,405,262.21
	3,523,888.69	
	100,827,156.46	107,865,073.07

2

	79,032,736.77	28,507,867.97	
	9,975,251.86	4,156,354.92	
	3,600.00	3,600.00	
	0.00	51,791,987.97	
	10,669,400.00	0.00	
	99,680,988.63	84,459,810.86	--

3

	17,965,355.00	15,904,823.13	
	8,311,200.71	1,237,477.01	
	3,000,221.80	-970,585.70	

" "	-83,828,819.18	-46,511,344.03
" "	513,599.06	155,102.08
" "	2,257,950,839.75	-1,291,955,230.47
" "	-3,780,677,963.57	-4,689,205,152.88
" "	4,191,059,630.57	4,625,198,408.33
	6,717,403,575.50	6,118,905,508.31
2	--	--
3	--	--
	11,822,145,379.95	7,079,610,941.98
	7,079,610,941.98	8,095,183,793.48

	3,838,972,797.15	7,330,048,993.92	41,619,087,301.05	40,802,141,704.02
			-40,000,000.00	-40,000,000.00
	5,388,353.45			
	3,844,361,150.60	7,330,048,993.92	41,579,087,301.05	40,762,141,704.02

2

1 2008

2

3

		%		
		9.21%	0.5	0.5
		8.92%		

	711,053,558.24	311,539,732.87	128.24%	
	644,338,306.28	456,259,871.32	41.22%	
	831,935,512.60	452,562,664.26	83.83%	
	1,356,014,848.44	2,686,376,683.02	-49.52%	
	5,440,329.44	20,225,586.87	-73.10%	
	2,472,625,932.06	5,102,627,996.16	-51.54%	08
	5,640,899,641.58	3,869,551,844.35	45.78%	
	958,894,738.56	1,623,320,380.71	-40.93%	
	-	619,238,641.91	-100.00%	
	5,388,353.45			
	-110,745,379.02	-59,965,263.52	-84.68%	
	-136,448,074.66	322,800,700.82	-142.27%	
	1,032,898,397.07	739,134,400.28	39.74%	
	3,423,993.72	-17,782,644.09	119.25%	
	257,861,136.27	385,853,248.34	-33.17%	
	570,029,454.77	1,329,176,616.39	-57.11%	
	112,908,537.12	198,915,120.74	-43.24%	
	736,769,778.08	2,960,289,862.91	-75.11%	
	-1,385,796,457.57	-3,399,459,930.82	59.23%	
	-2,753,302,603.38	4,511,924,274.55	-161.02%	

